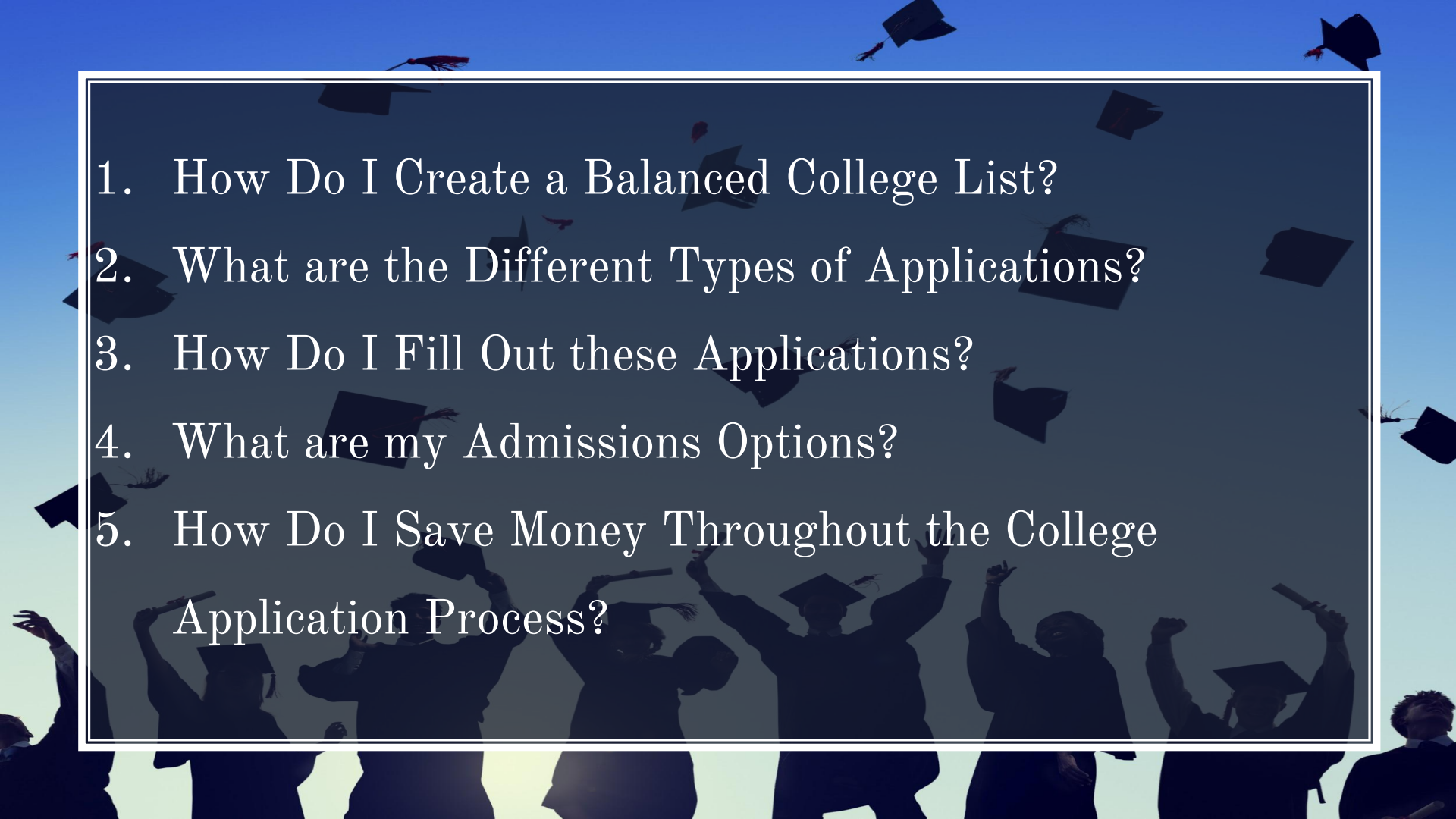


A group of graduates in caps and gowns are silhouetted against a bright, low sun, creating long shadows on the grass. They are walking across a field, some holding diplomas. The scene is peaceful and celebratory.

THE ULTIMATE COLLEGE APPLICATION CHECKLIST

- 
- The background of the slide is a photograph of a graduation ceremony. It shows the silhouettes of graduates in caps and gowns at the bottom, with many caps being tossed into the air against a bright blue sky. The entire scene is framed by a white double-line border.
1. How Do I Create a Balanced College List?
 2. What are the Different Types of Applications?
 3. How Do I Fill Out these Applications?
 4. What are my Admissions Options?
 5. How Do I Save Money Throughout the College Application Process?

A close-up, slightly blurred photograph of a hand holding a yellow pencil with a black eraser, poised to write on a lined page of a spiral-bound notebook. The notebook's silver spiral binding is visible on the left. The background is out of focus, emphasizing the hand and pencil.

CREATING A BALANCED COLLEGE LIST

Reach. Match. Safety.

What Do I Look for in a College?

1. Majors & Degrees Available
2. Location
3. Cost & Financial Aid Opportunities
4. Admissions Rate & Criteria
5. Graduation Rate
6. Class Sizes
7. Internships & Hands-on Opportunities
8. Campus Facilities
9. Academic & Career Support Resources
10. Job Placement Rates

CollegeData.Com

Match by Preferences
[Help](#)


Select your preferences for college location, size, gender mix, type of institution, entrance difficulty, freshman satisfaction, graduation rate, cost, financial need met, student debt, merit aid, sports, student background, and academic programs. For best results, start with the match criteria that are most important to you.

LOCATION

City [?](#)

State [?](#)
 Select up to 16 states

 No Preference
 Alabama
 Alaska
 Arizona
 Arkansas

Region [?](#)
 Select up to 3 regions


SIZE, GENDER, INSTITUTION TYPE

Student Body Size [?](#)

 No Preference
 25,000+
 17,000-24,999
 10,000-16,999

Gender Mix [?](#)

 No Preference
 Coed
 Women only
 Men only

Public/Private [?](#)

 No Preference

ADMISSION

Entrance Difficulty [?](#)

 No Preference
 Most Difficult
 Very Difficult
 Moderately Difficult
 Minimally Difficult

OUTCOMES

Freshman Satisfaction [?](#)

 No Preference

Graduation Rate [?](#)

 No Preference

COST

Cost of Attendance [?](#)

 No Preference

FINANCIAL FRIENDLINESS [?](#)

Financial Need Met [?](#)

 No Preference

Student Debt [?](#)

 No Preference

Merit Aid [?](#)

 Include Only Students Without Financial Need

 No Preference

SPORTS [?](#)

Find colleges with intercollegiate teams in the sports you are interested in. Check the Club Sports box to include club level teams in addition to varsity.

Include Club Sports ☐

Women's Sports

 No Preference
 Archery
 Badminton
 Baseball
 Basketball
 Bowling
 Cheerleading
 Crew
 Cross-Country Running
 Equestrian Sports

Men's Sports

 Squash
 Swimming And Diving
 Table Tennis
 Tennis
 Track And Field
 Ultimate Frisbee
 Volleyball
 Water Polo
 Weight Lifting
 Wrestling

STUDENT BACKGROUND [?](#)

Find colleges with the level of representation of students from particular backgrounds that you specify.

	No Pref	≥2%	≥5%	≥10%	≥20%	≥40%	≥50%	≥75%
American Indian/Alaskan Native	<input checked="" type="radio"/>	<input type="radio"/>	<input type="radio"/>	<input type="radio"/>	<input type="radio"/>	<input type="radio"/>	<input type="radio"/>	<input type="radio"/>
African-American	<input checked="" type="radio"/>	<input type="radio"/>	<input type="radio"/>	<input type="radio"/>	<input type="radio"/>	<input type="radio"/>	<input type="radio"/>	<input type="radio"/>
Asian/Pacific Islander	<input checked="" type="radio"/>	<input type="radio"/>	<input type="radio"/>	<input type="radio"/>	<input type="radio"/>	<input type="radio"/>	<input type="radio"/>	<input type="radio"/>
Hispanic	<input checked="" type="radio"/>	<input type="radio"/>	<input type="radio"/>	<input type="radio"/>	<input type="radio"/>	<input type="radio"/>	<input type="radio"/>	<input type="radio"/>
International	<input checked="" type="radio"/>	<input type="radio"/>	<input type="radio"/>	<input type="radio"/>	<input type="radio"/>	<input type="radio"/>	<input type="radio"/>	<input type="radio"/>

ACADEMIC DISCIPLINE/MAJOR [?](#)

Select up to 3 disciplines or majors. Check the box if you want colleges that offer all disciplines/majors you select.

Include Only Schools That Offer All My Choices ☐

No Preference
 AGRICULTURE & AGRICULTURE OPERATIONS
 Agricultural & Domestic Animal Services
 Equestrian/Equine Studies
 Agricultural & Food Products Processing
 Agricultural Business & Management
 Agricultural Economics
 Agricultural Mechanization
 Agricultural Production Operations

How Do I Create a Balanced List?

Your list should be diverse in at least these three ways:

SELECTIVITY

It's important to have a variety of schools in your college list. Applying only to safety schools means you may not be exploring your full potential & applying only to highly selective schools leaves you without any backup options.

TYPE OF SCHOOL

There are a few different categories to consider when creating a balanced college list. While you should definitely focus specifically on what you look for in a college, make sure to keep your options open. Look for variety.

REGION

You may be certain that you want to stay close to home. You may be certain that you want to go out-of-state. In either case, it is important to apply to a couple of schools in a different region. Things may change during your senior year so once again, make sure to keep all your options open.

Selectivity

Safety	Target	Reach
You are confident that you will be accepted because your test scores, grades, and activities fall above their 50th percentile/greatly exceed their average. (3-4)	These schools are a great match for you. Your test scores, grades, and activities fall at least within the 50th percentile. (3-5)	These schools are highly selective. Your test scores, grades, and activities fall below the average/50th percentile. Some schools are so competitive, they are considered reach schools regardless of grades and test scores. Each year they are forced to deny students with perfect academics. (3-4)

Type of School

Public	Private
<ul style="list-style-type: none">- Funded by state governments- Tend to be big, sometimes huge	<ul style="list-style-type: none">- Funded by tuitions & private contributions- Tend to be smaller

College	University
<ul style="list-style-type: none">- Typically only offer undergraduate degrees	<ul style="list-style-type: none">- Typically offer both graduate (med/law school) & undergraduate programs

Big	Small
<ul style="list-style-type: none">- Over 15,000	<ul style="list-style-type: none">- Less than 5,000

Liberal arts	Research-based
<ul style="list-style-type: none">- Tend to be small- Low student-to-faculty ratio- Focus on well-rounded education	<ul style="list-style-type: none">- Dedication to education & producing knowledge through professor's research- Courses offered in both large lectures & small seminars

Region



UNIVERSITY APPLICATION

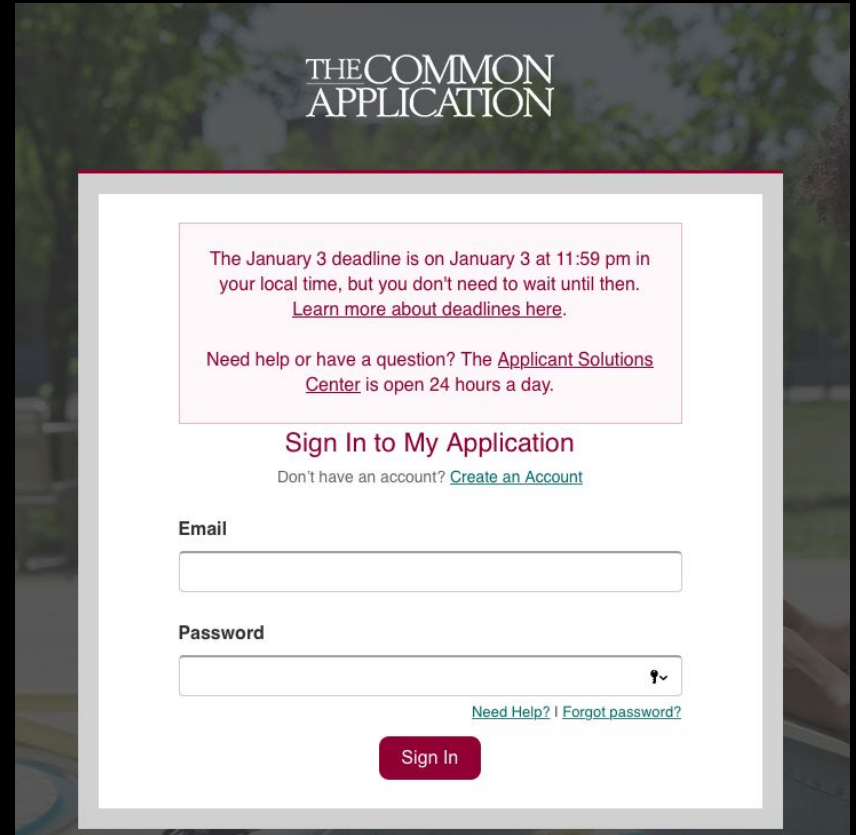
TYPES OF APPLICATIONS

Common App. Coalition. Universal App. State Apps.

The Common Application

It is the oldest and most well-known of the application providers. It is accepted by more than 600 colleges and universities.

<https://apply.commonapp.org>

A screenshot of the Common Application login page. The page has a dark background with a blurred image of trees. At the top, the text "THE COMMON APPLICATION" is displayed in white. Below this, there is a white rectangular box containing text about the January 3 deadline and a link to learn more about deadlines. Another line of text mentions the Applicant Solutions Center. Below the text box, the heading "Sign In to My Application" is shown in a dark red color, followed by a link to "Create an Account" for users who don't have an account. There are two input fields: "Email" and "Password". The "Password" field includes a toggle icon for showing or hiding the password. Below the input fields, there is a link for "Need Help? | Forgot password?". At the bottom of the form, there is a dark red button labeled "Sign In".

THE COMMON APPLICATION

The January 3 deadline is on January 3 at 11:59 pm in your local time, but you don't need to wait until then. [Learn more about deadlines here.](#)

Need help or have a question? The [Applicant Solutions Center](#) is open 24 hours a day.

Sign In to My Application

Don't have an account? [Create an Account](#)

Email

Password

[Need Help? | Forgot password?](#)

Sign In

Brown University -

Application

(0 of 3 Completed)

- ☐ Questions
- ☐ Recommenders and FERPA
- ☐ Review and Submit - Common App

Colgate University +

Franklin & Marshall College +

Northwestern University +

Princeton University +

Smith College +

University of Chicago +

University of Michigan +

Contact Info

Phone: (401) 863-2378**Fax:** (401) 863-9300**Email:** admission@brown.edu[View College Website](#)

Box 1876

Providence, RI 02912

USA

Application Deadlines

Fall 2017

First Year

Early Decision - 11/01/2016

Regular Decision - 01/01/2017

Required

Application Fees :

First Year Domestic Fee- \$75

First Year International Fee- \$75

First Year Test Policy:

[Always Required](#)

Recommendations Required:

School Report

Counselor Recommendation

Mid Year Report

Final Report

2 Teacher Evaluation(s)

0 Other Evaluation(s)

Writing Supplement Required:

Not Required

Personal Essay Required:

Required

Saves School Forms After Matriculation:

Yes

Instructions and Help ➔

What timezone will display on my application submission?

Submission for all applications is recorded in Eastern Time. That is the submission time visible to ...

[+]

[\[more\]](#) ➔

Where are the application requirements for a specific school listed?

Click on the name of the school in the My Colleges tab to view the requirements for that school. ...

[+]

[\[more\]](#) ➔

Deadline Information

The application deadline is at 11:59 PM of the stated deadline da ...

[+]

[\[more\]](#) ➔

Can schools see the My Colleges list?

A school cannot view any other schools on your My Colleges list and does not receive any informatio ...

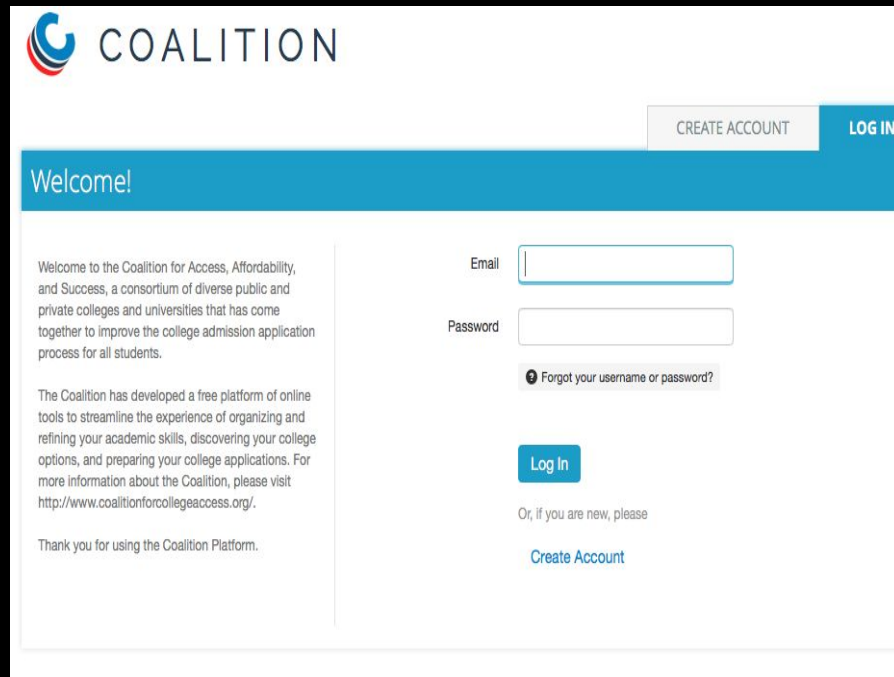
[+]

[\[more\]](#) ➔

The Coalition for Access, Affordability, & Success

It is the newest application service provider, launching its first application in 2016. Its more than 90 member institutions must meet affordable tuition requirements, have a six-year graduation rate of 70 percent or higher, and provide need-based financial aid.

<https://www.mycoalition.org/app#/home/overview>



The screenshot shows the login page of the Coalition for Access, Affordability, & Success. At the top left is the Coalition logo, a stylized 'C' with a blue and red swirl. To its right is the word 'COALITION' in a sans-serif font. In the top right corner, there are two buttons: 'CREATE ACCOUNT' and 'LOG IN'. Below the logo, a blue banner contains the word 'Welcome!'. The main content area is divided into two columns. The left column contains a welcome message: 'Welcome to the Coalition for Access, Affordability, and Success, a consortium of diverse public and private colleges and universities that has come together to improve the college admission application process for all students.' Below this is a paragraph about the Coalition's platform: 'The Coalition has developed a free platform of online tools to streamline the experience of organizing and refining your academic skills, discovering your college options, and preparing your college applications. For more information about the Coalition, please visit <http://www.coalitionforcollegeaccess.org/>.' At the bottom of this column is a 'Thank you for using the Coalition Platform.' message. The right column contains the login form. It has two input fields: 'Email' and 'Password'. Below the password field is a link: 'Forgot your username or password?'. There is a blue 'Log In' button. Below the button is the text 'Or, if you are new, please' followed by a blue 'Create Account' link.

COALITION

CREATE ACCOUNT LOG IN

Welcome!

Welcome to the Coalition for Access, Affordability, and Success, a consortium of diverse public and private colleges and universities that has come together to improve the college admission application process for all students.

The Coalition has developed a free platform of online tools to streamline the experience of organizing and refining your academic skills, discovering your college options, and preparing your college applications. For more information about the Coalition, please visit <http://www.coalitionforcollegeaccess.org/>.

Thank you for using the Coalition Platform.

Email

Password

[Forgot your username or password?](#)

[Log In](#)

Or, if you are new, please [Create Account](#)

Overview



Start your profile



Fill in some information about yourself that will be used by your college applications. You can always add and change profile information as needed.



Add to your locker



Add documents, music, video, and any other files that represent your learning experience. The items in your locker won't be shared with anyone unless you choose to make them available.



Invite contacts



Collaborate on your application process with counselors, teachers, parents, and more. Send a request to anyone you'd like to add as a contact in the system.



Build your college list




Make a list of the college you're interested in. You can always add or remove colleges to this list at any time.

The Universal College Application

It is similar to the Common Application. Colleges using the service do not have to require essays or letters of recommendation. It has about 30 member colleges.

<https://uca.applywithus.com/apply>

Universal College Application

Sign In

Create an Applicant Account

Accounts may be created by applicants or parent/guardians. Please make sure that you enter your own information. Parents/guardians may enter the candidate's information after the account is registered.

Your First Name

Your Last Name

Your Date of Birth

Email

Password

Password confirmation

Password Strength:

HELPFUL INFO

If you try to create a new account, and it says "Email is already taken" then you may already have an account. You should try and sign in or use a different email address to create a new account.

ApplyWithUs™ Terms of Service

Revised and Effective as of October 23, 2012.

THIS IS A LEGALLY BINDING CONTRACT BETWEEN APPLICATIONSONLINE, LLC AND YOU.

ACCESS TO AND USE OF ANY PART OF THE APPLYWITHUS™ SERVICE OR WEBSITE IS PROHIBITED EXCEPT PURSUANT TO THESE TERMS OF SERVICE (THIS "AGREEMENT" OR THESE "TERMS OF SERVICE") AND YOUR FULL AND CONTINUED COMPLIANCE WITH THE TERMS AND CONDITIONS SET FORTH BELOW. FOR PURPOSES OF THIS AGREEMENT, THE "APPLYWITHUS SERVICE" MEANS THE ONLINE SERVICE POWERED BY APPLICATIONSONLINE, LLC'S PROPRIETARY COLLEGEBOUND™ SOFTWARE PLATFORM AND PROVIDED BY APPLICATIONSONLINE, LLC ON AND THROUGH ITS WEBSITE LOCATED AT WWW.APPLYWITHUS.COM (THE "APPLYWITHUS SITE") AND FURTHER INCLUDES, COLLECTIVELY AND WITHOUT LIMITATION, THE APPLYWITHUS SITE, ALL ASSOCIATED WEBPAGES AND SUB-DOMAINS, ALL SUB-DOMAIN WEBSITES AND WEBPAGES, AND ALL CONTENT, SOFTWARE, INTELLECTUAL PROPERTY, AND EQUIPMENT ON, ASSOCIATED WITH, OR USED IN CONNECTION WITH ANY OF THE FOREGOING.

☐ I accept the Terms of Service.

Create an account

Add a college to begin the process. [Learn How](#)

Find A College

Select Term

Select Program

Select Decision Plan

All Colleges

American University in Bulgaria	add	i
Beloit College	add	i
Bryant University	add	i
University of Charleston (WV)	add	i
The University of Chicago	add	i
Cornell University	add	i
Fisher College	add	i
Harvard College	add	i
Johns Hopkins University	add	i
Johnson & Wales University	add	i
Lake Erie College	add	i
Landmark College	add	i
Lawrence Technological University	add	i
Lynn University	add	i
Milwaukee School of Engineering	add	i
Nazareth College	add	i
Newberry College	add	i
Notre Dame of Maryland University	add	i
Princeton University	add	i
Randolph College	add	i
Rensselaer Polytechnic Institute	add	i
Rhodes College	add	i
Rice University	add	i

MY COLLEGES

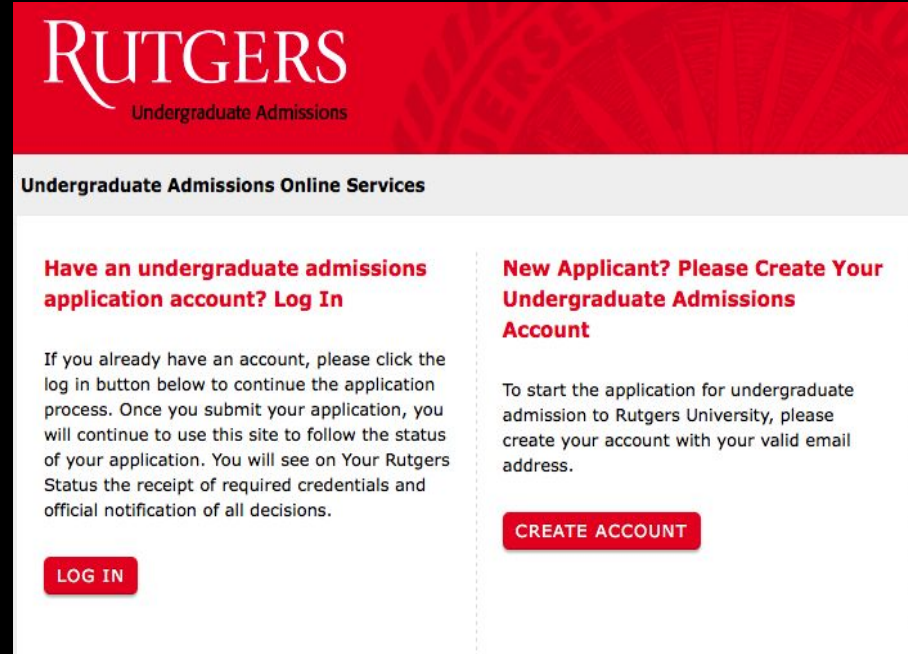


Select a college to start your application process

State-Based Applications

They are hosted by some public state university systems to allow students to apply to multiple campuses within the system.

<https://admissionservices.rutgers.edu/ugrad/>



The screenshot shows the Rutgers University Undergraduate Admissions Online Services page. The header is red with the Rutgers logo and 'Undergraduate Admissions' text. Below the header is a grey bar with the text 'Undergraduate Admissions Online Services'. The main content area is white and divided into two columns. The left column has a red heading 'Have an undergraduate admissions application account? Log In' and a paragraph of text explaining the login process, followed by a red 'LOG IN' button. The right column has a red heading 'New Applicant? Please Create Your Undergraduate Admissions Account' and a paragraph of text explaining the account creation process, followed by a red 'CREATE ACCOUNT' button.

RUTGERS
Undergraduate Admissions

Undergraduate Admissions Online Services

Have an undergraduate admissions application account? Log In

If you already have an account, please click the log in button below to continue the application process. Once you submit your application, you will continue to use this site to follow the status of your application. You will see on Your Rutgers Status the receipt of required credentials and official notification of all decisions.

LOG IN

New Applicant? Please Create Your Undergraduate Admissions Account

To start the application for undergraduate admission to Rutgers University, please create your account with your valid email address.

CREATE ACCOUNT

[Undergraduate Admissions Online Services](#) ▶ Application for 2017 Undergraduate Admission

PERSONAL
INFORMATION

ENROLLMENT
INFORMATION

BACKGROUND
INFORMATION

EDUCATIONAL
HISTORY

ACTIVITIES AND
EXPERIENCES

ESSAY

REVIEW AND
SUBMIT

ENROLLMENT INFORMATION

What is the semester for which you are applying? ?

- ☐ Fall 2017 ☐ Spring 2017 ☐ Summer 2017

What will be your applicant type at the time of enrollment? ?

☐ First Year

- You are currently enrolled in high school, or
- You are **not** currently enrolled in high school and will **not** have completed 12+ college credits (or 4 college courses) before enrolling at Rutgers.

☐ Transfer

- You have already graduated from or have left high school, and
- You will have completed 12+ college credits (or 4 college courses) prior to enrolling at Rutgers.

How many college credits will you have completed at a postsecondary institution prior to enrollment at Rutgers? (Do not include any credit earned by exam such as AP or IB credit in this number).

?

- ☐ 0 ☐ 1 to 11 ☐ 12 to 23 ☐ 24 to 44 ☐ 45 to 59 ☐ 60 to 119 ☐ 120 or more

Will you be attending full time or part time? ?

- ☐ Full time ☐ Part time

THE APPLICATION — EXPLAINED

Accepted

Personal Info	Education	Extracurricular Activities	Letters of Recommendation	Essays
Contact Information	Transcripts/GPA	Educational Prep Programs	Academic	Personal Statement
Demographics	Test Scores	Volunteer/Community Service	Counselor	Supplements
Family Education	Awards & Honors	Work Experience	Other	Other
Financial Information	Academic Interests/Major	Other Extracurriculars		

ADMISSIONS OPTIONS

Early
Decision

Early
Action

Regular
Decision

Early Decision

Early decision plans are BINDING — a student who is accepted as an ED applicant must attend the college.

- Apply early (usually in November) to first-choice college.
- Receive an admission decision from the college well in advance of the usual notification date (usually by December).
- Agree to attend the college if accepted and offered a financial aid package that is considered adequate by the family.
- Apply to only one college early decision.
- Apply to other colleges under regular admission plans.
- Withdraw all other applications if accepted by ED.
- Send a nonrefundable deposit well in advance of May 1.

Early Action

Early action plans are NONBINDING — students receive an early response to their application but do not have to commit to the college until the normal reply date of May 1.

- Apply early.
- Receive an admission decision early in the admission cycle (usually in January or February).
- Consider acceptance offer; do not have to commit upon receipt.
- Apply to other colleges under regular admission plans.
- Give the college a decision no later than the May 1 national response date.

Benefits & Drawbacks of Early Admissions

Benefits:

- Reduced waiting time
- Saved time and expense of submitting multiple applications
- In some cases, there are slightly higher admission rates for ED applicants.
- Applications can be deferred & considered for RD.

Drawbacks:

- Additional pressure to decide early
- Inability to compare financial aid packages
- Time crunch for other applications
- Senioritis

Regular Decision

Most applicants apply through Regular Decision.

- Deadlines vary from institution to institution.
- There will be different deadlines for financial aid and other requirements.
- You are required to make your final college choice by May 1.



SAVING MONEY ON THE COLLEGE APPLICATION PROCESS

Fee waivers are provided by:

- the Common App if you qualify for free/reduced lunch
- College Board if you qualified for SAT fee waivers
- NACAC if you meet their economic need indicators
- Questbridge finalists receive fee waivers for their 36 partner colleges
- Certain schools provide school specific fee waivers
- Guidance Counselors

College Application Fees



Thanks!

Any questions?

Contact us at thecollegecrashcourse@gmail.com